



▶ HAND TAPS

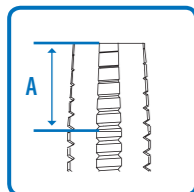
DIN 5157



The two-piece set for inner pipe threads – where, according to DIN ISO 228 part 1, pressure-tight joints are not made on the threads – consist of taper and bottoming. The taper has undersize. Sizes from G 1/16 to G4 have a reduced shank and four flutes. The pitch is indicated as threads per inch (25,4 mm).

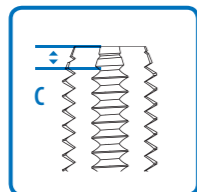
SQUARE SHANK ACCORDING TO DIN 10

for mounting the tap into the adjustable tap wrench (ATW).



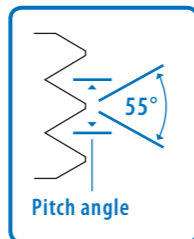
TAPER

Marked with one ring, long chamfer, Form A / 5 - 6 threads



BOTTOMING

no marking, short chamfer, Form C / 2 - 3 threads



THREAD WITH PIPE PROFILE



TAPS DIN 5157 · 2S · G ½ · 6H · HSS

Description

DIN 5157 = German Institute for Standardisation
2S = 2pcs. Set
G ½ = Whitworth-pipe thread according to DIN ISO 228 ½ inch (=20,955 mm)
6H = Tolerance class according to DIN 802, part 1
HSS = High-speed steel

Labelling according to DIN 2197
 G ½ 6H HSS


Whitworth-threads have a steeper flank compared to metric threads: thread angle 55° compared to thread angle 60° of metric threads. There is a distinction between conical and cylindrical types of Whitworth-threads. Conical threads according to DIN EN 10226-1 (old DIN 2999) are referred to as metallic sealing.

The reason for that is that the nominal diameter of a conical thread matches the mating thread after several turns. By further tightening the pipe, both threads jam and thus become metallic sealing. Cylindrical threads according to DIN ISO 228 are not self-sealing. (Abbreviation = G)



HAND TAPS DIN 5157

HAND TAPS




TECHNICAL INFORMATION

Standard	DIN 5157	Hole type	Through/blind hole
Thread	BSP	Direction	Right
Material	HSS-G		
Raw material	Steel		

							Set	No. 1	No. 2
BSP 1/8	28	8,8	63	20	7,0	5,5	00155020	00154021	00154023
BSP 1/4	19	11,8	70	22	11,0	9,0	00155060	00154061	00154063
BSP 3/8	19	15,3	70	22	12,0	9,0	00155080	00154081	00154083
BSP 1/2	14	19,0	80	22	16,0	12,0	00155100	00154101	00154103
BSP 5/8	14	21,0	80	22	18,0	14,5	00155120	00154121	00154123
BSP 3/4	14	24,5	90	22	20,0	16,0	00155130	00154131	00154133
BSP 7/8	14	28,3	90	22	22,0	18,0	00155140	00154141	00154143
BSP 1	11	30,5	100	25	25,0	20,0	00155150	00154151	00154153
BSP 1.1/8	11	35,5	125	40	28,0	22,0	00155170	00154171	00154173
BSP 1.1/4	11	39,5	125	40	32,0	24,0	00155180	00154181	00154183
BSP 1.3/8	11	42,0	125	40	36,0	29,0	00155190	00154191	00154193
BSP 1.1/2	11	45,0	140	40	36,0	29,0	00155200	00154201	00154203
BSP 1.5/8	11	49,6	140	40	36,0	29,0	00155210	00154211	00154213
BSP 1.3/4	11	51,0	140	40	40,0	32,0	00155220	00154221	00154223
BSP 2	11	57,0	160	40	45,0	35,0	00155230	00154231	00154233
BSP 2.1/4	11	63,3	160	40	50,0	39,0	00155240	00154241	00154243
BSP 2.1/2	11	72,8	160	40	50,0	39,0	00155250	00154251	00154253
BSP 2.3/4	11	79,0	160	40	50,0	39,0	00155260	00154261	00154263
BSP 3	11	85,5	160	40	50,0	39,0	00155270	00154271	00154273
BSP 3.1/4	11	91,6	180	45	56,0	44,0	00155280	00154281	00154283
BSP 3.1/2	11	98,0	180	45	63,0	49,0	00155290	00154291	00154293
BSP 3.3/4	11	104,0	180	45	70,0	55,0	00155300	00154301	00154303
BSP 4	11	110,7	180	45	70,0	55,0	00155310	00154311	00154313

HAND TAPS



TECHNICAL INFORMATION

Standard	DIN 5157	Hole type	Through/blind hole
Thread	BSP	Direction	Right
Material	HSSE-G		
Raw material	Steel		

							Set	No. 1	No. 2
BSP 1/8	28	8,8	63	20	7,0	5,5	00159020	00158021	00158023
BSP 1/4	19	11,8	70	22	11,0	9,0	00159060	00158061	00158063
BSP 3/8	19	15,3	70	22	12,0	9,0	00159080	00158081	00158083
BSP 1/2	14	19,0	80	22	16,0	12,0	00159100	00158101	00158103
BSP 5/8	14	21,0	80	22	18,0	14,5	00159120	00158121	00158123
BSP 3/4	14	24,5	90	22	20,0	16,0	00159130	00158131	00158133
BSP 7/8	14	28,3	90	22	22,0	18,0	00159140	00158141	00158143
BSP 1	11	30,5	100	25	25,0	20,0	00159150	00158151	00158153
BSP 1.1/8	11	35,5	125	40	28,0	22,0	00159170	00158171	00158173
BSP 1.1/4	11	39,5	125	40	32,0	24,0	00159180	00158181	00158183
BSP 1.3/8	11	42,0	125	40	36,0	29,0	00159190	00158191	00158193
BSP 1.1/2	11	45,0	140	40	36,0	29,0	00159200	00158201	00158203
BSP 1.5/8	11	49,6	140	40	36,0	29,0	00159210	00158211	00158213
BSP 1.3/4	11	51,0	140	40	40,0	32,0	00159220	00158221	00158223
BSP 2	11	57,0	160	40	45,0	35,0	00159230	00158231	00158233
BSP 2.1/4	11	63,3	160	40	50,0	39,0	00159240	00158241	00158243
BSP 2.1/2	11	72,8	160	40	50,0	39,0	00159250	00158251	00158253
BSP 2.3/4	11	79,0	160	40	50,0	39,0	00159260	00158261	00158263
BSP 3	11	85,5	160	40	50,0	39,0	00159270	00158271	00158273

